

The logo is a circular emblem with a yellow and red segmented border. Inside, a dark blue banner contains the school's name in white capital letters. The background of the entire page is a light purple grid with a large, faint pink silhouette of a child's profile.

**SHOBNALL
PRIMARY &
NURSERY
SCHOOL**

On the left, a blue spiral-bound notebook with a white label is shown. On the right, two yellow pencils with pink erasers are depicted. The background features a light purple grid and a large, faint pink silhouette of a child's profile.

YOUR NEW CLASS 2025-2026

**LET'S LEARN ALL ABOUT YOUR NEW CLASSROOM, TEACHER AND
CURRICULUM!**

Meet your teacher



Miss Lord

My name is Miss Lord and I will be your teacher in Year 4. I can't wait to spend the year ahead with you all.

Should you have any questions or concerns, please feel free to contact me to arrange a suitable meeting time. Email the office at: shb-office@shb.jtmat.co.uk



A bit about me!

Favourite colour: anything pastel

Favourite animal: elephants

Favourite drink: coffee

Favourite subject: English, art and computing.

When I'm not at school you might find me....

Looking after my five nieces and nephews, reading a good book. or my recent hobby - going on ski trips.

This is my seventh year at Shobnall Primary and Nursery School! Whilst I have been here, I have been a teaching assistant in all classes, worked at breakfast club, a forest school leader and taught my first three years as a teacher in Year 6.

As well as being the Year 4 class teacher, this year, I also lead on two subjects: writing and computing.

My favourite things about Year 4

Well, I am new to Year 4 just like you, so if you are feeling a little nervous I am too. I am also so excited because the curriculum sounds so interesting. I cannot wait to teach you all about the Romans, the Vikings and Ancient Egypt.

My favourite quote:

"You can always give something, even if it is only kindness!"
— Anne Frank

The Y4 Team



Mrs Marston



Mrs Walker



Miss Lord

Please make sure all
uniform is clearly labelled
with your name.

School Uniform

- In accordance with the policy and statutory guidance, the following items are acceptable for pupils in our school:

- White shirt
- White polo shirt
- Plain white blouse
- Grey trousers/shorts
- Grey skirt/pinafore
- Blue and white checked dress
- Black shoes
- Royal blue/gold/red tie
- Royal blue jumper or cardigan
- Blue/Black hair bands and bows



For health and safety, children **CANNOT WEAR EARRINGS** at any time - this includes studs.

All children must wear a school tie, unless wearing a summer dress.



Please make sure all
uniform is clearly labelled.
with your name.

PE

- PE will be on Wednesdays.
- Children will need to come to school in their kit

Your PE kit is the following:-

- Plain black / navy jogging bottoms
 - Plain black / navy sweatshirt / hoodie
 - Trainers
 - Plain black / navy shorts
 - Plain black / navy leggings
 - Plain white t-shirt
-
- For health and safety, children cannot wear any earrings.





Important times

8:40am - School gates open

8:45am - Classroom doors open

8:55am - School gates close and learning starts

10:30am - 10:45am - KS1 & KS2 Breaktime (snacks)

11:45am - Nursery Children - End of day

12:00pm - 1:10pm - EYFS & KS1 Lunchtime

12:15pm - 1:10pm - KS2 Lunchtime

2:15pm - 2:30pm - KS1 & KS2 Breaktime

3:20pm - Reception Children - End of day

3:30pm - KS1 & KS2 - End of day


3:45pm - School gates close




Snacks

- Snacks can be ordered by your child daily, the cost of which will be charged to your ParentPay account.
- You can send your child with a snack, but this should be healthy. Please do not send your child with the following:

- Crisps
- Chocolate
- High sugar-content foods





Lunch



- Children can either a school dinner (2 hot options, jacket potato or sandwich or bring their own packed lunch.
- You can view the school lunchtime menu on the school website

About Us

Key Info

Curriculum

Parents

Children

EYFS Induction 2025

Shobnall Stars

Letters to Parents

Newsletters

School Uniform

School Dinners

ParentPay

Online Safety

PFA

Diary Dates



Hot Lunch Options 12.05.25 – 16.05.25

WEEK 3	MONDAY	TUESDAY	WEDNESDAY	THURSDAY	FRIDAY
Main dish	Margherita pizza with baked potato wedges	Chicken tikka masala served with rice	Roast beef, with Yorkshire pudding, roast potatoes & gravy	Chicken & tomato pasta bake	Crispy battered fish & chunky chips
Vegetarian Main dish	Roasted vegetable pizza	Vegetable tikka masala with 50/50 rice	Quorn™ fillet with roast potatoes & gravy	Macaroni cheese	Quorn™ nuggets with chunky chips
Accompaniments	Peas & baked beans Salad bar	Sweetcorn & carrots Salad bar	Carrots & cauliflower Salad bar	Broccoli & green beans Salad bar	Peas & baked beans Salad bar
Desserts	Fruit flapjack	Marble sponge & custard	Lemon cake	Shortbread	Ice cream
Fresh fruit or yoghurt	Fresh fruit or Yoghurt	Fresh fruit or Yoghurt	Fresh fruit or Yoghurt	Fresh fruit or Yoghurt	Fresh fruit or Yoghurt
Jacket potato and sandwich selection	Jacket potato and sandwich selection	Jacket potato and sandwich selection	Jacket potato and sandwich selection	Jacket potato and sandwich selection	Jacket potato and sandwich selection

TO EAT MORE FRUIT

KEY

- 1 OF YOUR 5 A DAY
- MEAT FREE MONDAY
- CHEF'S CHOICE
- PLANT-BASED VEGAN

A WORLD OF FUN WITH FOOD

"Allergens and Ingredients"
All of our food is brought fresh cooked and prepared on the day. We have an allergen avoidance policy in place, on which we make our catering team aware of your child's allergies prior to using the restaurant. Our kitchens are used for multi-purpose production so we cannot guarantee the above stated are completely free from allergenic ingredients or traces of these.

The lunch menu can be found on the weekly newsletter!



Your Y4 Curriculum

Don't forget to visit your class page!

[About Us](#)

[Key Info](#)

[Curriculum](#)

[Parents](#)

[Children](#)

[Anti-Bullying Ambassadors](#)

[Earth Elementals](#)

[Nursery](#)

[Reception](#)

[Year 1](#)

[Year 2](#)

[Year 3](#)

[Year 4](#)

[Year 5](#)

[Year 6](#)

[School Council](#)

[After School Clubs](#)

[Kidzone](#)



Your timetable

TIMETABLE 2025-2026

Year 4

KEY STAGE 2 - YEAR 4									
	Regular 8.55-9.10	9.00 - 10.10	BREAK 10.30 - 10.45	10.45 - 12.15	LUNCH 12.00 - 1.00		1.15 - 2.15	BREAK 2.15 - 2.30	2.30 - 3.30
Monday		MATHS	Singing Practice 10.10 - 10.30	ENGLISH	Reading	Number Sense	TOPIC	COMPUTING	CLASS STORY
Tuesday		MATHS	Whole School Assembly 10.10 - 10.30	ENGLISH	Reading	Number Sense	SCIENCE	SCIENCE	CLASS STORY
Wednesday		PE	Whole School Assembly 10.10 - 10.30	PE		Number Sense	MATHS	TOPIC	CLASS STORY
Thursday		MATHS	PSHE - My Happy Mind 10-10.30	ENGLISH	Reading	Number Sense	TOPIC	TOPIC	CLASS STORY
Friday		MATHS	Good Work Assembly 10.00 - 10.30	ENGLISH	Reading	Number Sense	TOPIC	TOPIC	CLASS STORY

*Topic sessions to include RE, Music, Art, Geography, History, Design Technology and French

English

SPAG:

- Fronted adverbials
- Prefixes and suffixes
- Homophones
- Apostrophes for possession
- Punctuating direct speech

Text types:

- Explanations
- Instructions
- Letters
- Narratives
- Persuasive
- Poetry
- Recount
- Reports

Whole Class Guided Reading Texts:

- Autumn Term: *The Lion, The Witch and The Wardrobe* – C. S. Lewis
- Spring Term: *Tom's Midnight Garden* – Philippa Pearce
- Summer Term: *The Firework Maker's Daughter* – Philip Pullman

Scan the QR codes to access useful websites to support your learning in English:

School Website -
English Page



Spelling
Shed



The Collins
Hub - EBooks



Spelling Shed



plazoom



Collins
BIG CAT

Maths

Scan the QR codes to access useful websites to support your learning in Maths:

- Place value
- Addition and subtraction
- Area
- Multiplication and division
- Length and perimeter
- Fractions
- Decimals
- Money
- Time
- Geometry - Angles and 2D shapes
- Statistics
- Geometry - Position and Direction



School Website
- Maths Page



TTRockstars



Numbots



Homework

Weekly children will receive:



Spelling Shed



- Either a piece of maths or English homework on Fridays.
- Reading – children are required to read at least three times a week and bring their reading diary to school every day to be signed.
- Spellings – 10 words a week that are tested on a Friday. These should be practised on Spelling Shed every evening for at least 10 minutes.
- Times Table Rockstars should also be used daily to help your children maintain their times table knowledge for at least 10 minutes.
- Homework should be returned by Wednesday





Outdoor Play and Learning

What is OPAL (Outdoor Play and Learning)?

- OPAL is a program that helps schools improve lunchtimes by making outdoor spaces more fun, creative, and inclusive.
- It encourages children to play in their own way, using their imagination and making their own choices.
- The focus is on unstructured, outdoor play using natural and open-ended materials like sticks, sand, tires, and water.

Benefits of OPAL for children:

- Boosts creativity – children invent their own games and ideas.
- Builds confidence and independence – they make choices and take manageable risks.
- Encourages teamwork and problem-solving – playing together helps develop social skills.
- Improves physical health – children are more active and spend more time outdoors.
- Supports emotional wellbeing – play helps reduce stress and builds resilience.

Children will need to bring a pair of wellies into school, so that they can access OPAL, no matter the weather!



DONATIONS NEEDED!

Guttering and buckets for water play

- Beach spades
- Cuddly toys
- Costumes
- Hard construction hats
- Plastic trucks
- Small sinks and bathtubs

We are also looking for parents who could support in building areas of play for our children – this includes:

- Dens
- Mud kitchen
- Shelters Etc.




Assessments

Throughout your child's time at primary school, the Department for Education (DfE) has several key assessments to check their progress. These checkpoints help teachers understand how your child is doing and where they may need more support.

SUMMER TERM

Year 4 - Multiplication Tables Check

The Year 4 Multiplication Tables Check (MTC) is a national assessment introduced to ensure that children have a solid grasp of times tables up to 12×12 , a key foundation for more advanced maths. By this stage, children are expected to have developed rapid recall of multiplication facts, which supports their ability to tackle more complex problems involving division, fractions, and algebra in upper Key Stage 2 and beyond. The check is important not only for identifying gaps in knowledge but also for helping teachers provide targeted support. To prepare effectively, children should engage in regular practice through games, online tools, and quick-fire quizzes, focusing on speed and accuracy to build confidence and fluency.



STAFFORDSHIRE
CONNECTS

SEND

At Shobnall Primary & Nursery School, we believe that all children have an equal right to a full and rounded education which will enable them to achieve their full potential. We use our best endeavours to secure special educational provision for pupils for whom this is required, that is 'additional to and different from' that provided within the differentiated curriculum to better respond to the four areas of need identified in the Code of Practice (September 2014).

SCAN ME




SEMH

SCAN ME



We firmly believe that Shobnall Primary & Nursery School develops, nurtures and supports its pupils, making them fully prepared for life in the 21st century.

This page and the accompanying booklet below will provide you with very useful information about what we do to support the mental health and wellbeing of all within our community, inclusive of pupils, staff and parents and the service we are able to offer.



Dates for your diary

AUTUMN TERM

SPRING TERM

SUMMER TERM

